

Statistical Release

Provisional UK Official Development Assistance as a proportion of Gross National Income, 2013

The United Kingdom provides development assistance to developing countries and international organisations. This release provides provisional statistics about the amount of Official Development Assistance (ODA) the UK has provided as a proportion of Gross National Income (GNI) in 2013. ODA is the internationally agreed classification of aid and is measured in accordance with international standards agreed by OECD¹. All ODA figures published in this release are reported net of loan repayments.

Key Points

- Over the past year the amount of ODA spent by the UK Government has increased by 30.5 per cent. This represented an increase of £2,671 million, up from £8,766 million in 2012 to £11,437 million in 2013.
- ODA as a proportion of Gross National Income (GNI) has increased from 0.56 per cent in 2012 to 0.72 per cent in 2013.
- ODA can be either bilateral (donor government to developing country) or multilateral (donor government to multilateral organisations such as the UN²). Over the past year bilateral ODA has increased by £1,353 million (24.6 per cent) whilst multilateral aid has increased by £1,319 million (40.4 per cent).
- In 2013 59.9 per cent of UK ODA was bilateral, down from 62.7 per cent in 2012 while multilateral spend rose from 37.3 per cent to 40.1 per cent of UK ODA.
- In 2013 87.8 per cent of UK ODA was Department for International Development (DFID) expenditure, up from 86.6 per cent in 2012.
- Statistics on bilateral ODA by geographic region is currently only available for DFID expenditure. In 2013 Africa received the largest proportion of DFID bilateral ODA, accounting for 38.4 per cent (£2,339 million) of all DFID bilateral ODA.

These results are **provisional**. Project level ODA information is currently only available for DFID, with aggregate data provided by other Government Departments. GNI

¹ See background note 1.

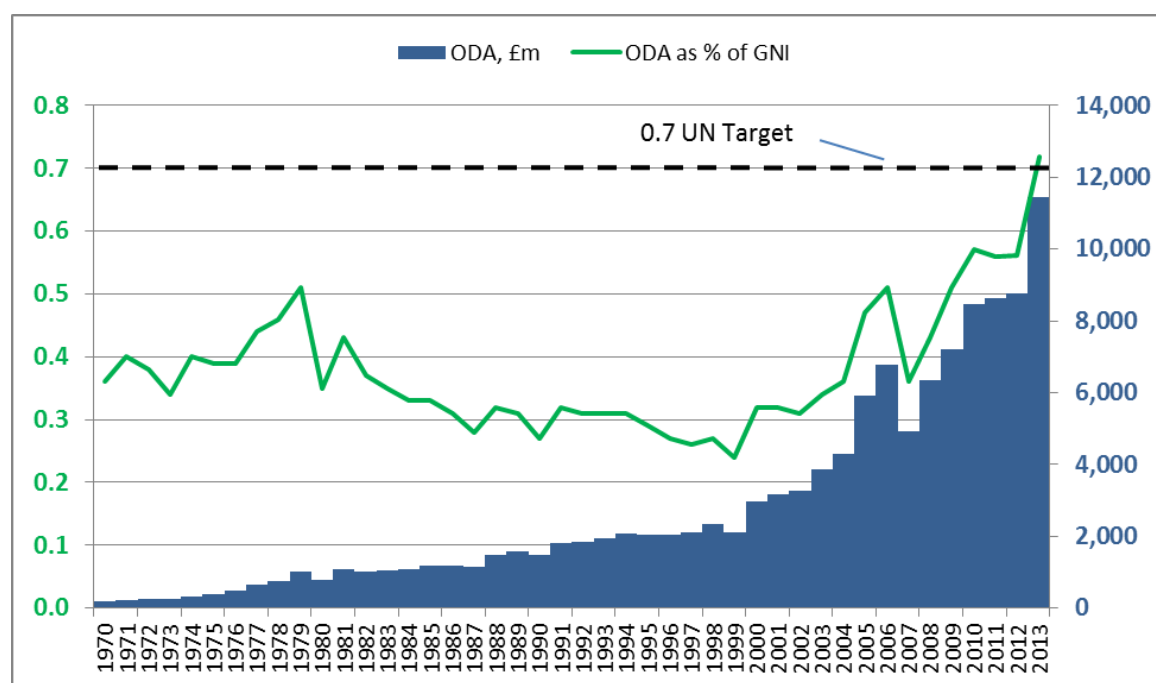
² Multilateral aid is delivered in the form of core contributions to organisations on the DAC List of Multilateral Organisations.

estimates are revised by ONS each quarter as more economic data for 2013 becomes available³. A final estimate of ODA:GNI with more detailed breakdowns of spend will be published in October 2014 in ‘Statistics on International Development’⁴. This will be based on estimates of GNI published by ONS in September 2014.

ODA as a Proportion of GNI

The UK government has made a commitment to invest 0.7 per cent of Gross National Income (GNI) on Official Development Assistance by 2013. The ODA:GNI target of 0.7 per cent was first agreed internationally in 1970 by the United Nations General Assembly. In May 2005, EU member states pledged to meet the 0.7 per cent target by 2015, with a collective EU target milestone of 0.56 per cent by 2010. In the 2004 Spending Review the UK government set an earlier target date, to increase total UK ODA to 0.7 per cent of GNI by 2013. This target for 2013 has been re-endorsed by successive administrations with the 2010 Spending Review including funding to increase ODA to 0.7 per cent from 2013. Figure 1 shows UK ODA as a percentage of GNI compared to the UN target.

Figure 1: UK ODA levels since 1970⁵



³ See <http://www.ons.gov.uk/ons/rel/naa2/quarterly-national-accounts/index.html>

⁴ See <https://www.gov.uk/government/organisations/department-for-international-development/about/statistics>

⁵ Underlying data for this graph can be found in the accompanying excel file ‘Statistical release provisional UK ODA tables 2013’

Table 1: UK Official Development Assistance 2012-2013 £ millions⁶

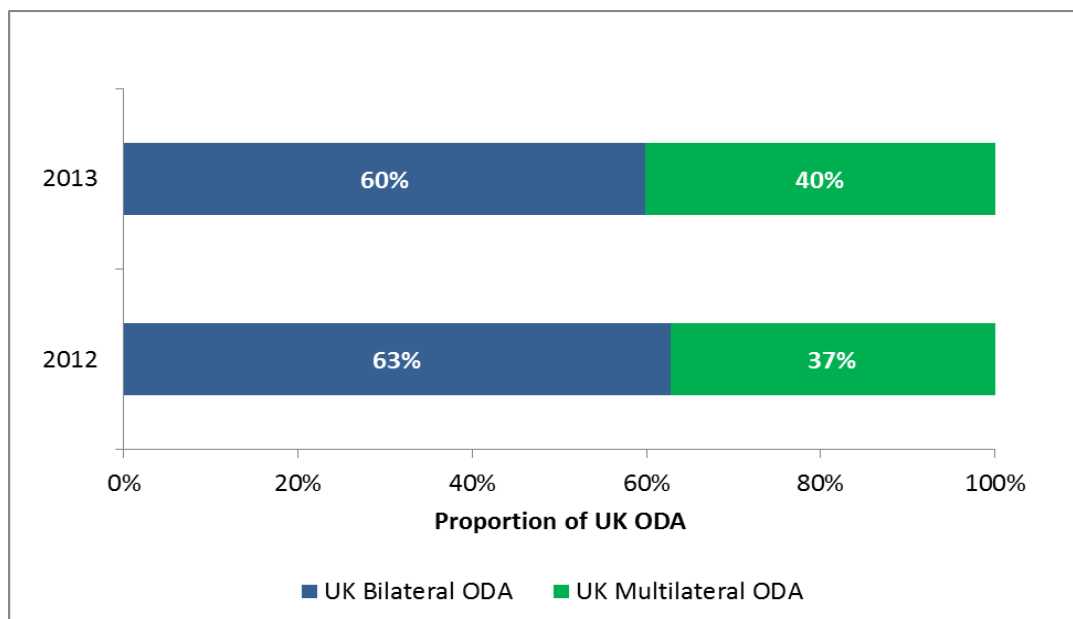
	2012	2013	Change over the year	
			£, million	%
Total ODA	8,766	11,437	2,671	30.5%
<i>Bilateral ODA</i>	5,498	6,851	1,353	24.6%
<i>of which : Bilateral Debt Relief</i>	71	36	-35	-49.9%
<i>Multilateral ODA</i>	3,268	4,586	1,319	40.4%
Total ODA excluding Bilateral Debt Relief	8,695	11,401	2,707	31.1%
				% pt
Total ODA as proportion of GNI (%)	0.56%	0.72%		0.16%

Within the UK ODA total:

- In 2013 UK ODA accounted for 0.72 per cent of UK GNI compared to 0.56 per cent in 2012.
- Total UK ODA has increased by 30.5 per cent (£2,671 million) between 2012 and 2013, up from £8,766 million to £11,437 million.
- Between 2012 and 2013 ODA contributions to multilateral organisations such as the European Commission and the World Bank increased by £1,319 million (40.4 per cent) compared to bilateral ODA which increased by £1,353 million (24.6 per cent)
- In 2013 60 per cent of UK ODA was Bilateral ODA compared to 63 per cent in 2012 (figure 2).

⁶ Figures may not sum to totals due to rounding.

Figure 2: UK ODA by type, 2012-2013 £ millions



Gross National Income (GNI)

To maintain a stable 'ODA as a proportion of GNI' then ODA expenditure must change at the same rate as GNI. To increase the ODA:GNI ratio then ODA expenditure must increase at a greater rate than GNI. For example, Figure 1 shows that although ODA spend increased from 1980 to 2000, the ODA:GNI ratio fell because GNI was growing faster than the increases in ODA spend. Over the past year GNI has increased by £41,397 million, 2.7 per cent.

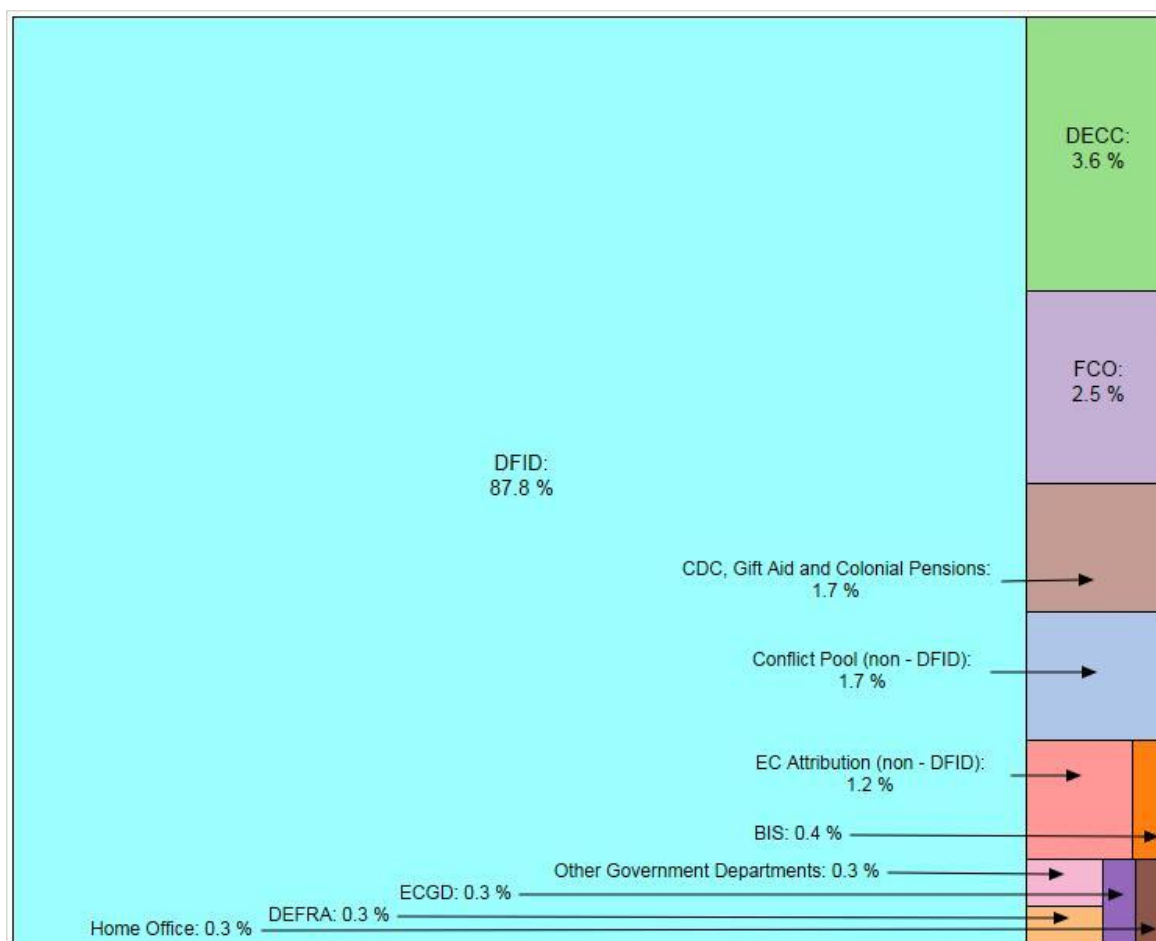
ONS has recently announced changes to the GNI methodology⁷; this will result in an increase in the level of GNI. Final results on ODA by proportion of GNI will be reported using both the existing methodology and the new methodology of GNI in the National Statistics publication 'Statistics on International Development' due for release in October 2014.

⁷ See article dated 26th November 2013 - <http://www.ons.gov.uk/ons/guide-method/method-quality/specific/economy/national-accounts/methodology-and-articles/2011-present/index.html>

Makeup of UK ODA by Government Department

- Figure 3 and table 2 provide a breakdown of UK ODA spend by Government Department.
- DFID ODA is estimated at £10,040 million or 87.8 per cent of total ODA in 2013 compared to £7,593 million, or 86.6 per cent in 2012.
- The non-DFID contribution to ODA was £1,397 million in 2013 compared to a contribution of £1,173 million in 2012.
- In 2013 the Department of Energy and Climate Change was the second largest ODA contributor, spending £412 million, or 3.6 per cent of UK ODA.

Figure 3: Makeup of UK ODA by Government Department⁸



⁸ Other Government Departments includes, Department of Health, Scottish Government, Department for Work and Pensions, Ministry of Defence, Department for Culture, Media and Sports & Welsh Government

Table 2: DFID and Non-DFID ODA 2012-2013, £ millions⁹

	2012 ODA (£m)	2012 share of UK ODA (%)	2013 ODA (£m)	2013 share of UK ODA (%)
UK Government Departments				
Department for International Development (DFID)	7,593	86.6%	10,040	87.8%
Department of Energy and Climate Change (DECC)	246	2.8%	412	3.6%
Foreign & Commonwealth Office (FCO)	282	3.2%	289	2.5%
Department for Business, Innovation and Skills (BIS)	48	0.5%	44	0.4%
Department for Environment Food and Rural Affairs (DEFRA)	22	0.3%	33	0.3%
Export Credits Guarantee Department (ECGD)	20	0.2%	30	0.3%
Home Office	29	0.3%	30	0.3%
Department of Health	15	0.2%	12	0.1%
Scottish Government	10	0.1%	11	0.1%
Department for Work and Pensions	10	0.1%	10	0.1%
Ministry of Defence	5	0.1%	5	0.0%
Welsh Government	1	0.0%	1	0.0%
Department for Culture, Media and Sports	2	0.0%	1	0.0%
Other Sources of UK ODA				
Conflict Pool (non - DFID)	176	2.0%	192	1.7%
EC Attribution (non - DFID)	109	1.2%	134	1.2%
CDC Capital Partners PLC	103	1.2%	100	0.9%
Gift Aid	91	1.0%	91	0.8%
Colonial Pensions	3	0.0%	2	0.0%
Total UK Government ODA	8,766	100%	11,437	100%

⁹ Note that figures may not add to totals exactly due to rounding.

DFID bilateral ODA by region

Table 3 and Figure 4 show DFID bilateral ODA by region. It is important to note that this does not capture the full UK ODA expenditure in each region as it does not include expenditure by other Government departments and expenditure by multilaterals. £2,010 million (33 per cent) of DFID bilateral ODA is spent on projects which work across a number of countries. Currently this expenditure cannot be assigned to a specific country.

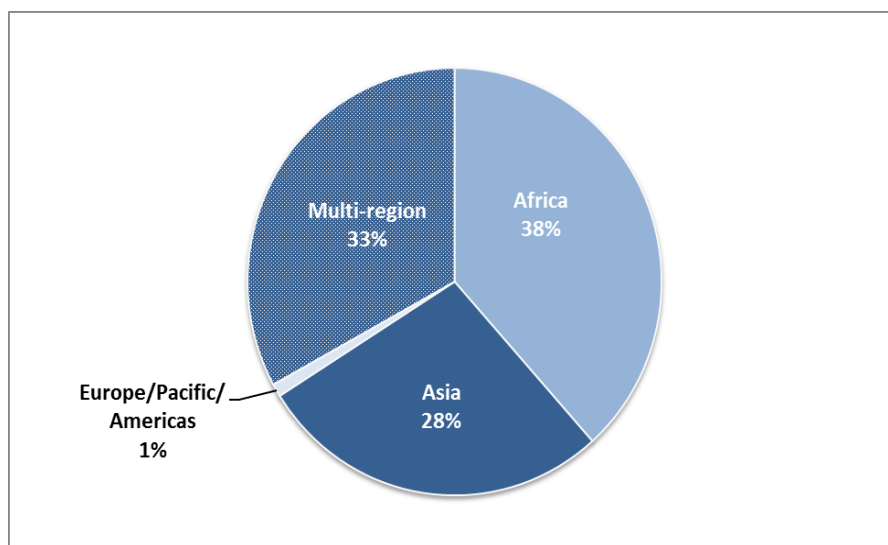
- In 2013 Africa received the largest proportion of DFID ODA expenditure, which could be assigned to single region (38 per cent). This was followed by Asia (28 per cent).
- Between 2012 and 2013 the region with the largest increase in DFID bilateral ODA was Asia, where spend increased by 55.9 per cent (£604 million).

Table 3: DFID bilateral ODA by region 2012-2013, £ millions¹⁰

	2012	2013	Change over the year	
			£, million	% Change
Total DFID bilateral ODA	4,542	6,093	1,551	34.1%
Of which:				
<i>Africa</i>	2,061	2,339	279	13.5%
<i>Americas</i>	45	56	11	24.3%
<i>Asia</i>	1,080	1,685	604	55.9%
<i>Europe</i>	5	0	-5	-96.2%
<i>Pacific</i>	3	3	0	-0.6%
<i>Multi-region</i>	1,348	2,010	662	49.1%

¹⁰ Figures may not sum to totals due to rounding.

Figure 4: DFID bilateral ODA by region, 2013



In the 2013 publication ODA spend by region was presented for all UK expenditure. However regional breakdowns are not available yet for all non-DFID expenditure from the provisional data collection. The full breakdown will be released as part of the *Statistics on International Development* publication. Results broken down for all regions for 2012 are available from the 2013 SID publication <https://www.gov.uk/government/organisations/department-for-international-development/about/statistics>.

Background notes

Definitions

1. The UK is a member of the Organisation for Economic Co-operation and Development's (OECD) Development Assistance Committee (DAC) which is a forum for consultation among 29 donor members (including the European Union). As a DAC member the UK is committed to transparent reporting of development assistance in a way that permits international comparisons.
2. Official Development Assistance is the internationally agreed classification of aid (see <http://www.oecd.org/dac/stats/>). It is defined as flows to developing countries and multilateral organisations provided by official agencies or by their executive agencies, each transaction of which meets the following criteria:
 - a. It is administered with the promotion of the economic development and welfare of developing countries as its main aim
 - b. It is concessional in character and conveys a grant element of at least 25 per cent
 - c. ODA is reported on a calendar year basis.
3. Multilateral ODA is defined as aid delivered in the form of core contributions to organisations such as Unicef and the World Health Organisation listed in Annex 2 of the DAC Statistical Reporting Directives (<http://www.oecd.org/dac/stats/annex2.htm>). Bilateral ODA covers all aid provided by donor countries when the recipient country, or sector of the project is known.
4. The OECD publishes a range of statistics on provisional and final ODA for member countries.¹¹

Sources

5. The vast majority of these statistics were collected from the administrative systems of DFID, other UK government departments and agencies, and the European Union. The statistics also include estimates of Gift Aid provided to organisations by Her Majesty's Revenue and Customs. Further details are provided below and in the glossary section of *Statistics on International Development*.¹²
6. GNI figures used here are taken from Q4 2013 UK National Accounts data published by the Office for National Statistics on 28 March 2014.¹³

¹¹ <http://www.oecd.org/dac/stats/>

¹² <https://www.gov.uk/government/organisations/department-for-international-development/about/statistics>

¹³ <http://www.ons.gov.uk/ons/rel/naa2/quarterly-national-accounts/index.html>

DFID

7. The majority of UK Official Development Assistance (ODA) is delivered through DFID's budget. The 2002 International Development Act makes reducing poverty the core purpose of UK aid. As such, the vast majority of DFID aid expenditure is defined as ODA; only a small amount of expenditure on non-ODA eligible countries and multilateral institutions is excluded from the statistics shown in this publication. Figures for the **DFID programme** are produced from a combination of data held on DFID's internal accounting and management information system (ARIES) and the UK attributions of EC budgetary spending.

8. DFID's Overseas Pensions Department is also responsible for the payment of **colonial pensions** made to ex-members of the UK Overseas Civil Service who were employed directly by developing countries. A small element of this is permitted to be classed as ODA. From 2010/11 this has been reported as non-DFID expenditure; this change being consistent with DFID's Departmental Expenditure Limit (DEL).

ODA managed jointly by DFID and other UK Government Departments

9. The **Conflict Pool** provides programme resources which are governed and jointly managed by DFID, the Foreign and Commonwealth Office (FCO) and the Ministry of Defence (MoD). It brings together the UK government's development, diplomatic and defence expertise in an integrated response to conflict prevention, stabilisation and discretionary peacekeeping. Part of the Conflict Pool's expenditure is ODA eligible. In these statistics all Conflict Pool funds disbursed through DFID are ODA-eligible and are included as part of DFID expenditure. The remaining ODA Figures comprise the aggregate of FCO and MOD funding. Data on the ODA eligible Conflict Pool funds disbursed by the FCO and MOD are collected by DFID in liaison with programme officers in the relevant departments.

10. Under the same joint conflict settlement, on behalf of the three departments, the FCO manages HMG's Peacekeeping Budget. This covers the UK's assessed peacekeeping costs – a legal obligation as a member of these organisations – for UN Peacekeeping (UNDPKO), the Organisation for Security and Cooperation in Europe (OSCE) Field Missions, European Security and Defence Policy (ESDP) Military and Civilian Missions, NATO operations in the Balkans, and the International Criminal Courts and Tribunals. In line with DAC rules 6 per cent of the funding to UNDPKO and 74 per cent to the OSCE are allowed to score as ODA. Funding to ESDP Civilian Missions is also reported as ODA.

11. The **International Climate Fund** is a jointly managed fund, created in 2010 to reduce poverty while supporting developing countries tackle the challenges posed by climate change. Ministerial responsibility is joint between **DFID**, the **Department for Energy and Climate Change (DECC)**, **HM Treasury** and the **Department for Environment, Food and Rural Affairs**. This arrangement brings together expertise from across Government on international development, climate change adaptation and mitigation, and forestry.

12. The Environment Transformation Fund was established in 2008 to support development and poverty reduction through better environmental management and help developing countries respond to the realities of climate change. The fund is managed jointly - by DFID and DECC - who contribute equal amounts to the fund all of which are assessed as ODA-eligible.

Other ODA delivered by UK Government Departments

13. The **FCO** ODA includes spend through the British Council, strategic and bilateral programmes, aid related frontline diplomacy and contributions to multilateral organisations. About 25 per cent goes to Low Income Countries and 70 per cent goes to Middle Income Countries, with the remainder non country specific. About 35 per cent of FCO ODA goes to fragile states. The Independent Commission on Aid Impact reviewed FCO ODA last year and their report is [here](#). There is more information on FCO ODA on the FCO's ODA transparency pages [here](#).

14. In addition to contributing to the International Climate Fund and Environment Transformation Fund, **DECC** also makes annual contributions to the International Atomic Energy Agency. A proportion of this support is deemed ODA eligible.

15. In addition to contributing to the International Climate Fund, **DEFRA** is responsible for the Darwin Initiative, which is a programme aimed at assisting the progression of environmental goals in developing countries. Eligible expenditure is included in UK ODA statistics.

16. The **Scottish Government** runs its own bilateral aid programme which aims to directly support the achievement of the Millennium Development Goals (MDGs) and economic growth in a number of developing countries. The **Welsh Assembly's** 'Wales for Africa' programme also aims to help deliver the MDGs and provides small grants to organisation based in Wales.

17. The **Department for Culture Media and Sport** works closely with DFID to deliver a range of initiatives to help address wider social issues encompassed by the

MDGs; including contributing towards addressing gender inequality and acting as an effective medium for conveying educational messages relating to health.

18. The estimates of the costs incurred by the **UK Border Agency (UKBA)** of supporting refugees from developing countries during their first 12 months in the UK are included in the ODA statistics. There is ongoing methodological work in this area which aims to ensure the UK is fully reporting these costs in line with the OECD DAC guidance.

19. The **Home Office is responsible for** ODA spend in-country to provide essential support (housing, sustenance, travel) to those granted refugee status within the UK. This spend is ODA-eligible from the date support is applied for to the date that support ceases, for a maximum of 12 months. Home Office ODA spend also funds the identification of refugees overseas who are brought to the UK and supported for their first 12 months.

20. The **Department of Business, Innovation and Skills (BIS)** provides the Medical Research Council (MRC) with ring fenced support for overseas development. The MRC uses this funding to support peer reviewed global health research administered by UK institutions or in MRC Units and Institutes on research studies that are aimed at improving health in developing countries

21. Other government departments also make direct contributions to the UN system, a proportion of which is reported as ODA. The **Department for Work and Pensions** makes an annual contribution to the International Labour Organisation and the **Department for Health** makes an annual assessed contribution to the World Health Organisation.

22. The **Export Credits Guarantee Department (ECGD)** is the UK's export credit agency. The ECGD is operated under the name UK Export Finance. It provides insurance for exporters against the main risks in selling overseas. It also negotiates debt relief arrangements of commercial debt. The relevant amounts of any debt relief are included in UK ODA statistics in line with OECD DAC definitions.

Other sources of UK ODA

23. **CDC Group PLC** is the UK's Development Finance Institution (DFI) wholly owned by DFID. CDC's mission is to support the building of businesses throughout Africa and South Asia, to create jobs and make a lasting difference to people's lives in some of the world's poorest places. CDC investments must have a clear development objective. The net amount (i.e. equity purchase less equity sales) of CDC investments in ODA-eligible countries is reported as ODA and the gross amount (i.e. equity purchase only) is

reported in Gross Public Expenditure on Development (GPEX) Tables, published alongside DFID statistics publication, Statistics on Development.¹⁴

24. The majority of the External Assistance Budget of the **European Commission** is deemed to be ODA eligible. The vast majority of the relevant UK contribution to this budget is attributed to DFID and reported as part of DFID's own ODA statistics. The estimate of the remaining UK share of overall EC ODA is reported separately in these statistics.

25. The **Gift Aid** scheme allows UK charities to reclaim tax from HM Revenue and Customs on donations made by UK taxpayers. The proportion of additional support provided to UK NGOs via this scheme to deliver developmental objectives is estimated by DFID as explained in the Gift Aid methodology note¹⁵.

Revisions and Changes to the publication

26. Some of the headline 2012 figures included in this publication have been revised since the publication of Statistics on International Development 2013¹⁶. These changes were made following further quality assurance checks carried out by the OECD DAC.

27. The revisions process is set out in the DFID Statistics Compliance statement.¹⁷

28. There have been a number of improvements to the layout of the publication in response to feedback from the UK Statistics Authority's Good Practice team. There have also been changes to Table 2 as highlighted in the main text.

29. In 2013 DFID's Chief Statistician undertook a short quality review of DFID's National Statistics outputs. A report detailing the recommendations from this review is available from [here](#). A short report detailed progress against the recommendations will be published in early summer 2014.

30. ONS publish revisions to GNI estimates as more economic data becomes available. The provisional ODA:GNI ratio is always based on the GNI estimate published in March and the final ratio is based on the September GNI estimate. To enable comparability against international data we do not revise the back series to take into account any further revisions made to GNI estimates.

¹⁴ GPEX tables are available from here : <https://www.gov.uk/government/publications/statistics-on-international-development-201213-gpex-tables>

¹⁵ DFID, [Gift Aid Methodology Note](#) (October 2013)

¹⁶ <https://www.gov.uk/government/organisations/department-for-international-development/about/statistics>

¹⁷ Link to Compliance Statement.

Timing & Releases

31. Final 2013 ODA data will be available in the 2014 edition of *Statistics on International Development* (SID), which will be available from the DFID website or from the National Statistics publication Hub in October 2014. The final publication date for SID will be pre-announced on the UKSA Publication Hub.

32. Provisional 2013 ODA statistics for all members of the OECD will be published by the OECD DAC in early April 2014.

Quality

33. The statistics shown here are provisional.

34. The DAC sets the definitions and classifications for reporting on Official Development Assistance (ODA) internationally. These are laid out in the DAC Statistical Reporting Directives.¹⁸ The statistics shown here are reported in line with these directives. Quality assurance is undertaken by DFID statisticians and by the OECD.

Uses

35. The main purpose of the statistics is to provide timely summary statistics on ODA expenditure in the UK. These statistics are released prior to the release of provisional ODA statistics by the OECD Development Aid Committee for all OECD members.

National Statistics

36. The United Kingdom Statistics Authority has designated these statistics as National Statistics, in accordance with the Statistics and Registration Service Act 2007 and signifying compliance with the Code of Practice for Official Statistics.

37. Designation can be broadly interpreted to mean that the statistics:

- meet identified user needs;
- are well explained and readily accessible;
- are produced according to sound methods; and
- are managed impartially and objectively in the public interest.

38. Once statistics have been designated as National Statistics it is a statutory requirement that the Code of Practice shall continue to be observed.

39. For information on the work of the UK Statistics Authority visit:
<http://www.statisticsauthority.gov.uk>

¹⁸ <http://www.oecd.org/dac/stats/methodology.htm>

Contacts

For **media** enquiries please contact the DFID Press Office on 0207 023 0600

For enquiries (**non-media**) about the information contained in this Statistical Release, or for more detailed information, please contact:

Sian Rasdale – Senior Statistics Adviser

DFID

Eaglesham Road

East Kilbride

G75 8EA

Tel: 01355 84 3453

Email: statistics@dfid.gov.uk

For further information on development issues and DFID policies, please contact:

Public Enquiry Point: 0845 300 4100

E-mail: enquiry@dfid.gov.uk

Website: <https://www.gov.uk/government/organisations/department-for-international-development>